

GRAPHTEC

Cutting Plotter

CE8000series

CE8000-40/CE8000-60/CE8000-130



www.graphteccorp.com



Window Signs



Traffic Signs



Heat Transfer



Product Labels



Stickers



Custom-made Merchandises



POPs



Cards

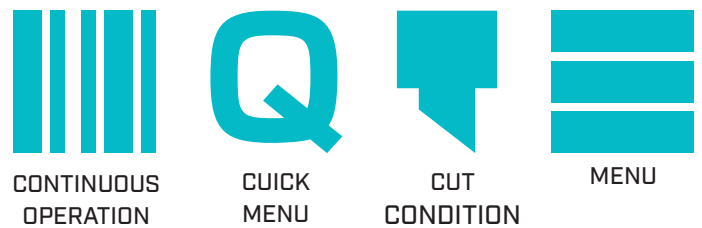


Backlight Films


NEW FUNCTIONS!



Wireless LAN: Able to install anywhere in your office without being limited by the cable length.
*For limited areas only.



Touch panel: The operability has been improved. Frequently used functions are displayed as icons.




Media Set Assist: Suction fans are installed to avoid media lift and shift when feeding.



Email notification function: The completion and error of continuous cut will be notified to users by email.

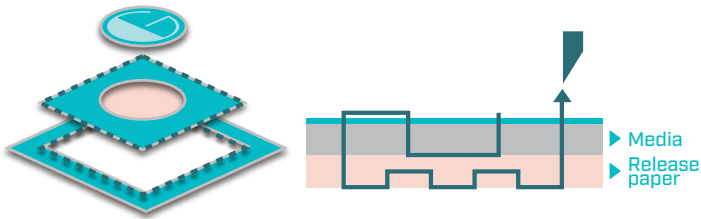
FEATURES TO IMPROVE YOUR PRODUCTIVITY



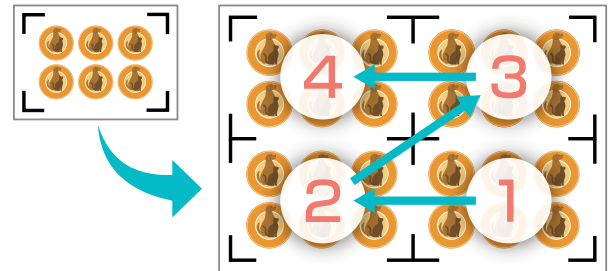
Top-level cutting speed, accuracy, quality will be your best business partner.



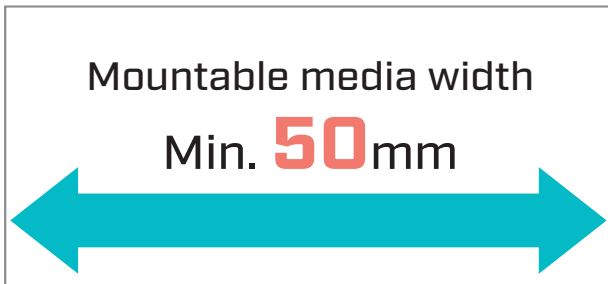
Can be combined with any printers when creating stickers and labels (Print&Cut).



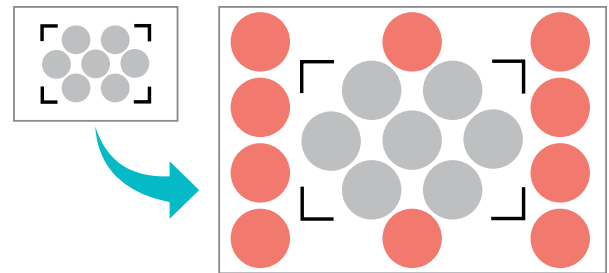
Operate both half-cut and perforation cut with one tool.




Multiple-mark compensation (Matrix copy) function supports 0mm margin.



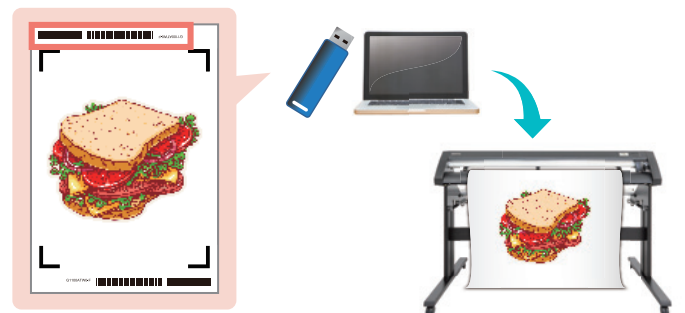
Economy efficient by making full use of the media margin that tends to be wasted.



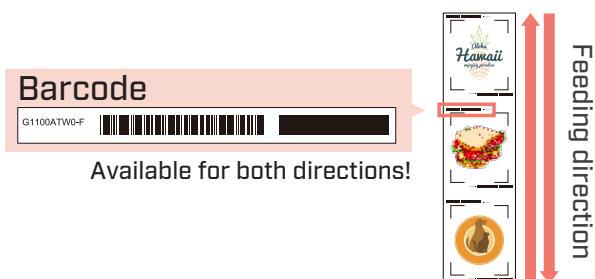
Cutting data can be placed outside the registration marks and able to make full use of the media.



By inserting a USB flash memory, cutting data can be transferred without using a PC.



Automatic identification of cutting data with the dedicated barcode avoids cutting wrong data.



Just operate START and the cutting plotter detects the right data with the barcode automatically.

Software included as standard

Cutting Master 5 (Windows / Mac)

RIP software to send cutting data from Adobe Illustrator / CoreIDRAW to the cutting plotter.

- Registration marks setting
 - Objects layout
 - Cutting conditions setting
- etc.

Graphtec Studio 2 (Windows / Mac)

Create, design, edit objects&texts and send data to the cutting plotter.

- Registration marks setting
 - Basic design of objects&texts
 - Objects Layout
 - Cutting conditions setting
- etc.

Specifications			
Name	CE8000-40	CE8000-60	CE8000-130
Cutter type	Roll feed		
Drive system	Digital servo		
Max. cutting area [W x L]	375mm x 50m	603mm x 50m	1270mm x 50m
Accuracy guaranteed cutting area [W x L when using basket]	355mm x 2m	583mm x 2m (583mm x 5m)	1250mm x 2m (1250mm x 5m)
Mountable media size [when using OPH-A58]	Minimum	50mm	
	Maximum	484mm [19inch]	712mm [28inch]
Mountable roll media weight	5kg	9kg	17kg
Number of push rollers	2		3 [Max. 4 (option)]
Max. cutting speed [45°]	900mm/s		1000mm/s
Max. acceleration	21.2m/s ² [45°]		14.1m/s ²
Cutting force	4.41N [450gf]		
Min. font size	Alphanumeric: approx. 5mm (varies depending on font and media)		
Mechanical step size	0.005mm		
Programmable step size	GP-GL: 0.1 / 0.05 / 0.025 / 0.01mm, HP-GL™: 0.025mm		
Repeatability	Max. 0.1mm in plot up to 2m (Excluding media expansion and contraction)		
Installable number of tools	1		
Blade types	Supersteel		
Pen types	Oil-based ballpoint pen, Water-based fiber-tip pen		
Media types	Max. 0.25mm thickness Marking film (PVC / fluorescent / reflective) *High intensity reflective sheet is not supported		
Interface	Wireless LAN, USB2.0, Ethernet 10BASE-T/100BASE-TX (optional)		
Buffer memory	2MB		
Command sets	GP-GL / HP-GL™ * (Set by command or auto-detect)		
Display	Touch panel [240dot x 128dot]		
Power source	AC100-120V, AC200-240V, 50/60Hz (auto-switchover)		
Power consumption	Max. 140W		
Operating environment	10 - 35°C , 35 - 75% R.H. (non-condensing)		
Accuracy guaranteed environment	16 - 32°C , 35 - 70% R.H. (non-condensing)		
External dimensions [W x D x H] including stand	677 x 289 x 266mm	903 x 582 x 1076mm	1644 x 811 x 1076mm
Weight (approx.) including stand	11kg	21kg	40kg
Safety standards	PSE, UL/cUL, CE marking		
EMC standards	VCCI Class A, FCC Class A, CE marking		

*HP-GL™ is a registered trademark of Hewlett-Packard Company.

Options		
Item	Name	Description
Media baskets	PG0111	for CE8000-60
	PG0112	for CE8000-130
Roll media stocker	OPH-A57	for CE8000-60
Carrier sheet table	OPH-A45	for CE8000-40/60
Additional push roller kit	OPH-A58	for CE8000-130

Standard accessories	
● AC power cable	● Cutting blade (CB09UB-1P)
● Cutter plunger (PHP33-D9N-HS)	● Roll media stocker (CE8000-40 only)
● Stand (CE8000-60/130 only)	● Setup manual
● Safety guide	● WLAN module set

Supply items		
Item	Name	Description
Cutter plunger	PHP33-CB09N-HS	Cutter plunger for Φ 0.9mm x1
	PHP33-CB15N-HS	Cutter plunger for Φ 1.5mm x1
Blade	CB09UB-5	Φ 0.9mm, 45°, Supersteel (for PVC film)
	CB09UB-K60-5	Φ 0.9mm, 60°, Supersteel (for PPF)
	CB15U-5	Φ 1.5mm, 45°, Supersteel (for paper, cardboard)
	CB15U-K30-5	Φ 1.5mm, 30°, Supersteel (for paper, cardboard)
Loupe	PM-CT-001	Blade loupe (for PHP33/PHP35 series)
Fiber-tip pen holder	PHP31-FIBER	x1
Water-based fiber-tip pen	KF700-BK	Black x10
	KF700-RD	Red x10
Ballpoint pen holder	PHP34-BALL	x1
Ball point pen refill	KB700-BK	Black x10
Carrier sheet	CR09300-A3	for A3 size x2 *Please use with Cutting media table (OPH-A45).
Cutting mat	PM-CR-013	for CE8000-40 x2
	PM-CR-014	for CE8000-60 x2
	PM-CR-015	for CE8000-130 x2
USB cable	PM-ET-001	Cable length: 2.9m x1

Brand names and product names listed in this brochure are the trademarks or registered trademarks of their respective owners. Items mentioned are subject to change without notice. For more information about product, please check the website or contact your local representative.

⚠ Important safety instructions Before using it, please read the user manual and then please use it properly in accordance with the description. To avoid malfunction or electric shock, please ensure ground connection and use it in specified power source.

GRAPHTEC
Graphtec Corporation

503-10 Shinano-cho, Totsuka-ku, Yokohama 244-8503, Japan
Tel : +81 -45-825-6250 Fax : +81 -45-825-6396

Website <https://www.graphteccorp.com>

eco RoHS compliant product



CE8000_JE11045_3D