

New functions for the CE8000-40+ASF1 added in Ver.1.6 of
Graphtec Studio 2 and Cutting Master 5

1. The Registration Marks setting option for the Auto Sheet Feeder

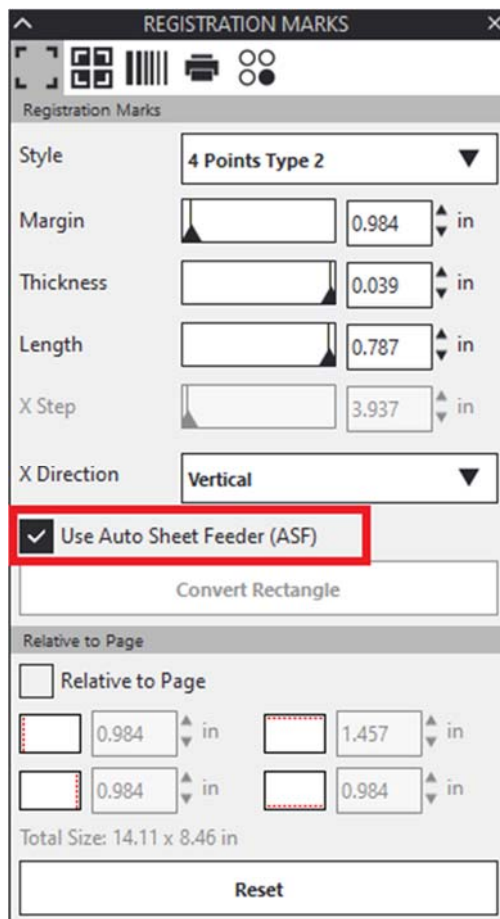
Supported model:

CE8000-40+ASF1

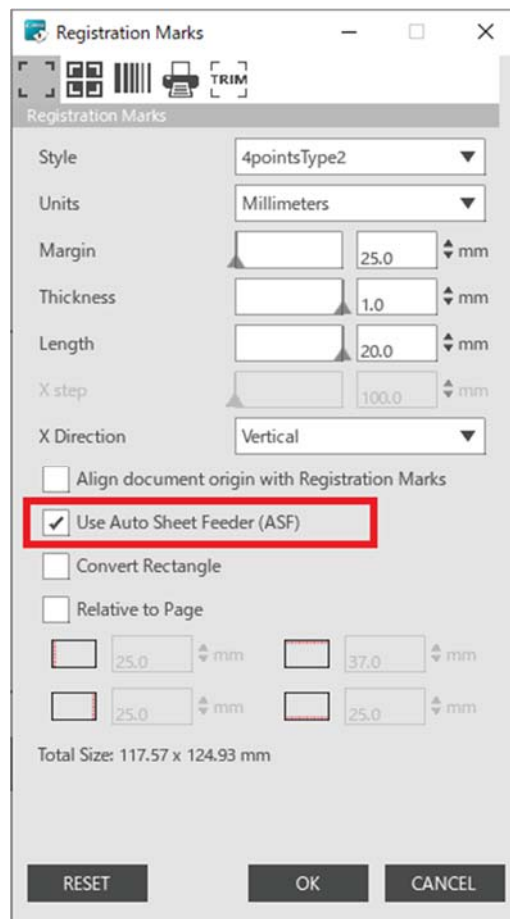
Description:

On the [Registration Marks] screen, specify the [Use Auto Sheet Feeder (ASF)] option.

Registration marks settings that are not used on the CE8000-40+ASF1 will be masked to prevent incorrect registration marks from being placed.



< Graphtec Studio 2 >



< Cutting Master 5 >

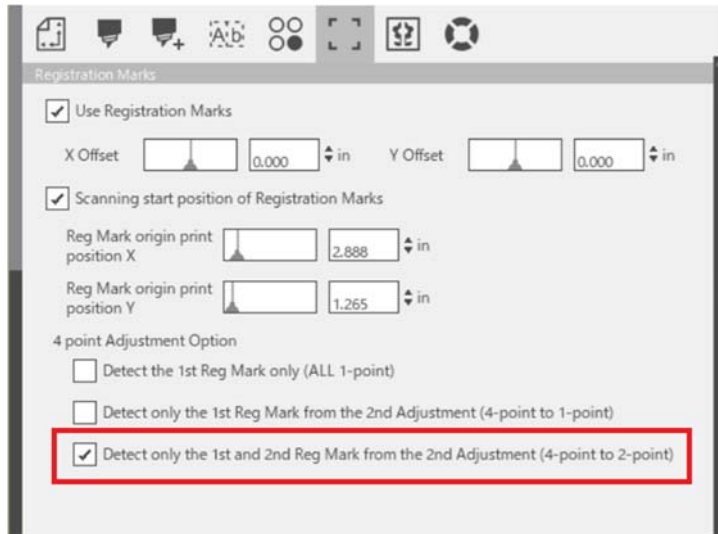
2. 2-point scanning option for print & cut using 4-point Registration Marks

Supported model:

CE8000-40+ASF1

Description:

On the [Registration Marks] tab of the Cutting screen, specify the [Detect only the 1st and 2nd Reg Mark from the 2nd Adjustment (4-point to 2-point)] option. When printing and cutting using 4-point registration marks, scan 4 points on the first sheet, and only scan 2 points on the second and subsequent sheets. Corrections made on the first sheet will be reflected on the second and subsequent sheets.



End